



ಬೃಹತ್ ಬೆಂಗಳೂರು ಮಹಾನಗರ ಪಾಲಿಕೆ
Bruhat Bengaluru Mahanagara Palike



BBMP COVID-19 WAR ROOM 14.05.2022



OVERVIEW OF COVID-19 IN BENGALURU

CASE TRENDS ACTIVE CASES **1,792**

<u>Confirmed Cases</u> 96 17,85,336 #	<u>Recovered Cases</u> 89 17,66,581 #	<u>Death Cases</u> 0 16,963 #
--	--	--

HOSPITALIZATION **9**

<u>ICU – V</u> -	<u>ICU</u> 1	<u>HDU</u> 2	<u>General</u> 6
---------------------	-----------------	-----------------	---------------------

INCLUDES GOVT. QUOTA AND PRIVATE WALK-IN HOSPITALIZATION

VACCINATION **11,776** 1,90,01,298 #

<u>First Dose</u> 1,650 95,11,710 #	<u>Second Dose</u> 6,544 89,51,687 #	<u>Precaution Dose</u> 3,582 5,37,901 #
--	---	--

TRIAGING

<u>MTU</u> 10
<u>Tele Triage</u> 56

ACTIVE CLUSTERS **9**

<u>Budding Clusters (<5 Cases)</u> 8
<u>Clusters (> 5 cases)</u> 1

TESTING **13,448** 2,95,03,513 #

<u>Positivity : 1.07%</u> *FOR LAST 7 DAYS	<u>RAT</u> 2,855	<u>RTPCR</u> 10,593
---	---------------------	------------------------

: indicates cumulative numbers till date



ABSTRACT OF COVID-19 SCENARIO IN BENGALURU


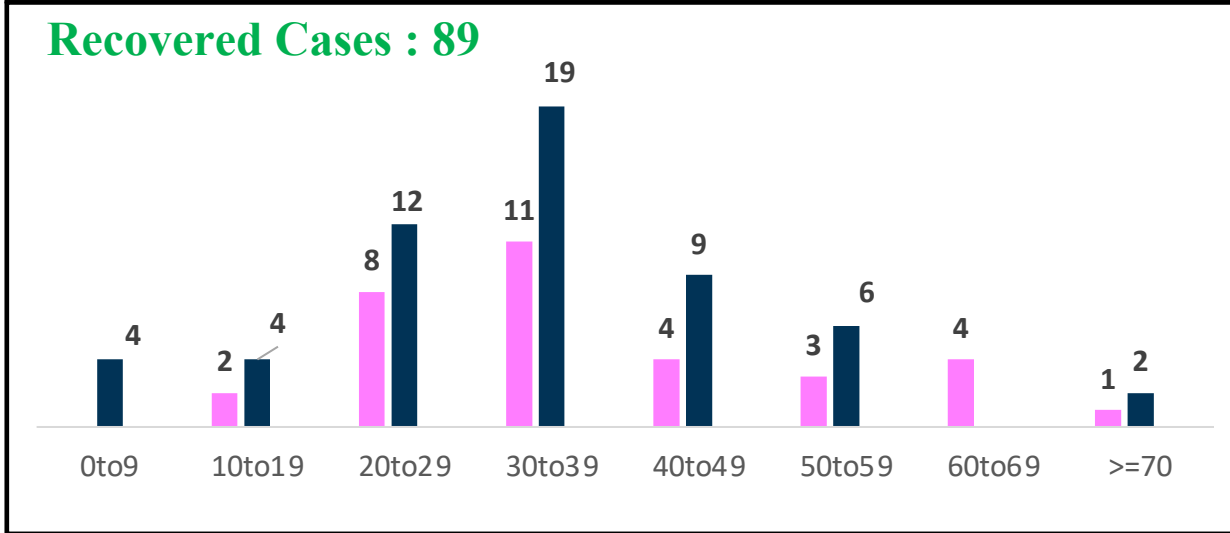
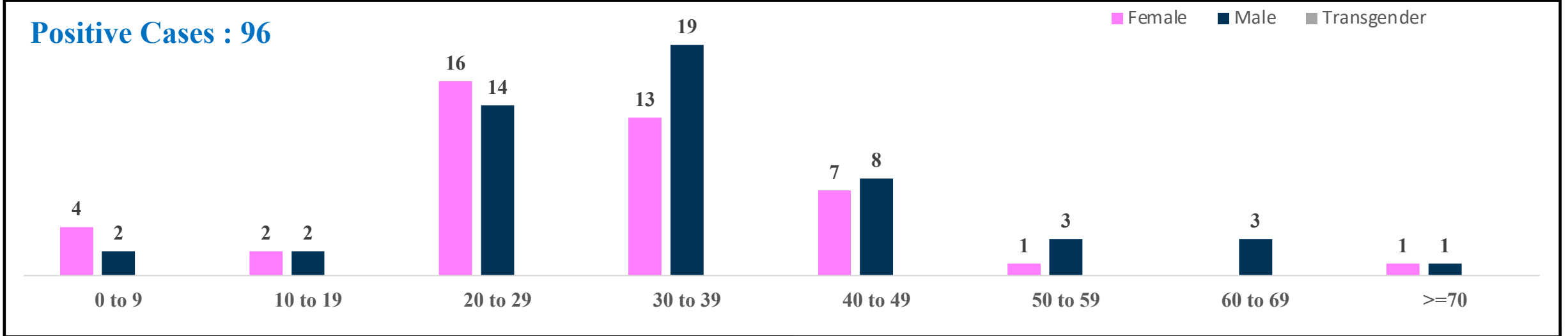


	MALE			FEMALE			TRANSGENDER			TOTAL		
	Last 24 Hours	Last 7 Days	Cumulative	Last 24 Hours	Last 7 Days	Cumulative	Last 24 Hours	Last 7 Days	Cumulative	Last 24 Hours	Last 7 Days	Cumulative
Positive Cases	52	491	10,56,029	44	348	7,29,116	0	0	191	96	839	17,85,336
Recovered Cases	56	561	10,43,728	33	327	7,22,670	0	0	183	89	888	17,66,581
Death Cases	0	0	10,744	0	0	6,215	0	0	4	0	0	16,963
Total Tests Done	In Last 24 hrs. : 13,448			In last 7 days : 78,135			Cumulative : 2,95,03,513					
Vaccine Doses Administered	In Last 24 hrs. : 11,776			In last 7 days : 77,497			Cumulative : 1,90,01,298					
ACTIVE CASES									1,792			

*Covid deaths occurred today : 00 | Covid deaths occurred beyond last 24 hrs., reported today : 00

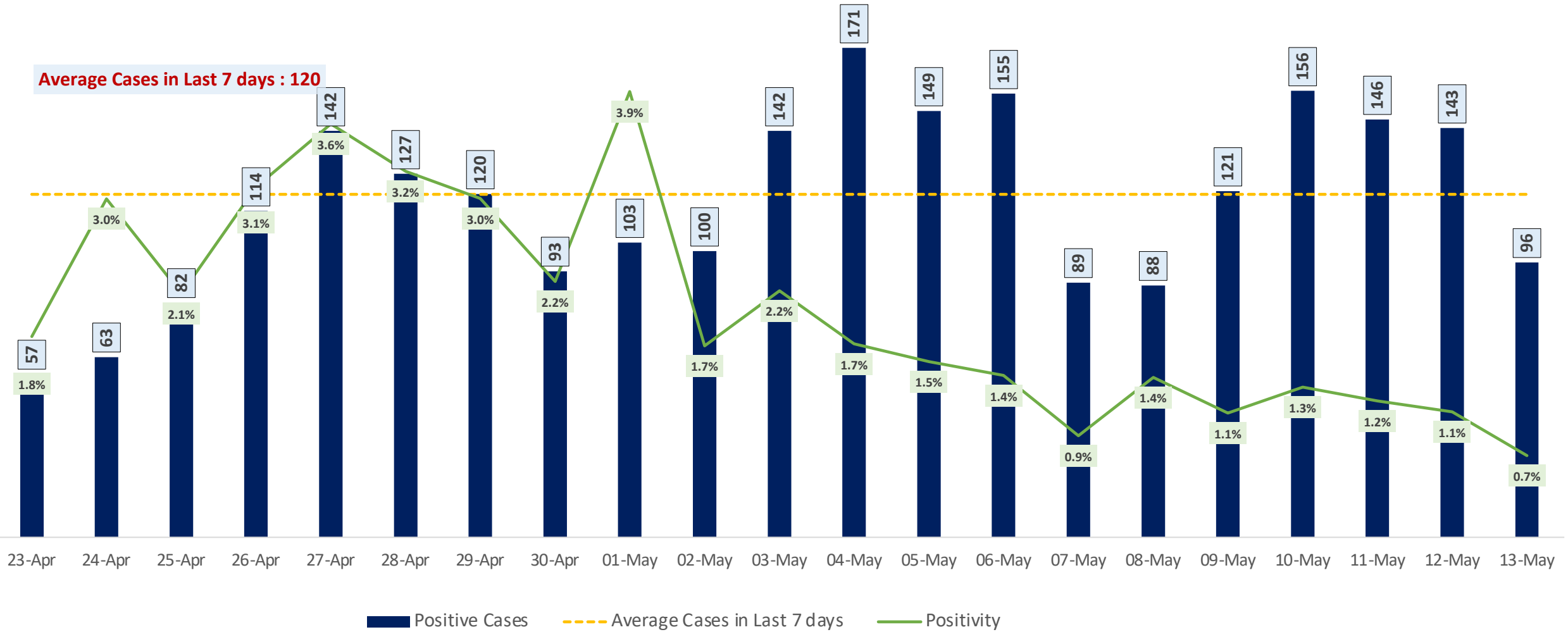


LAST 24 HOURS AGE GROUP AND GENDER WISE DISTRIBUTION



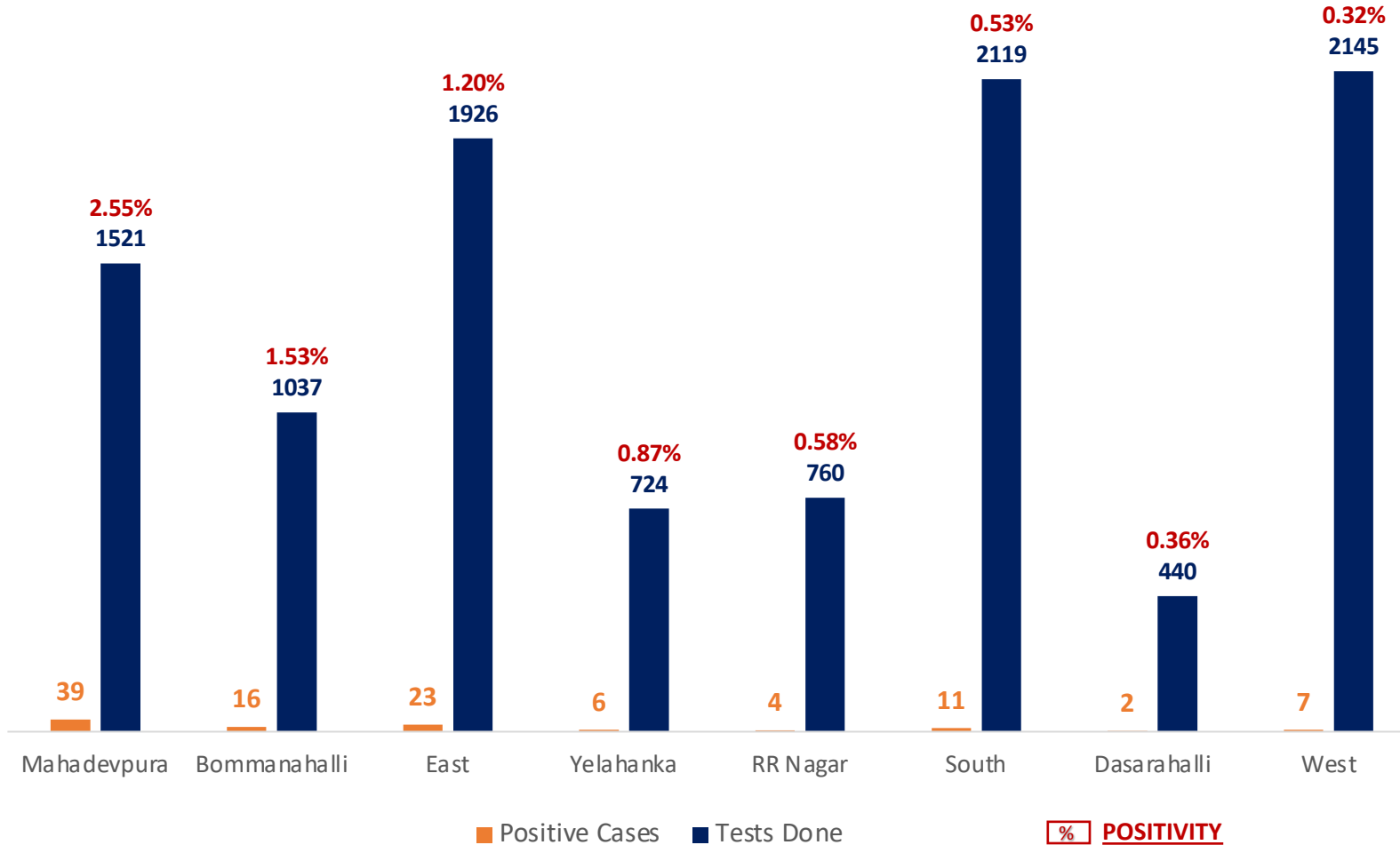


POSITIVITY RATE OF BENGALURU – LAST 21 DAYS





ZONE WISE COVID19 CASE MANAGEMENT FOR LAST 7 DAYS



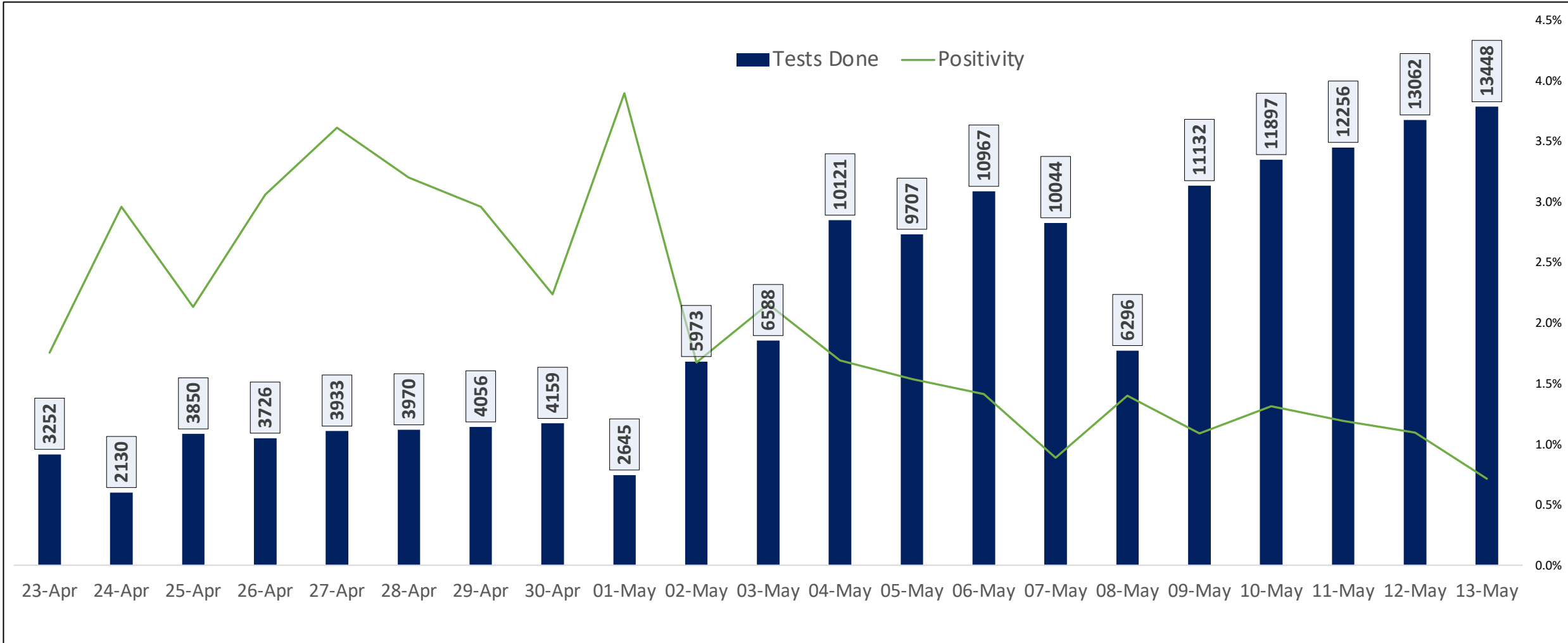
Zone Name	Hospital/CCC	Home isolation	Under Tracing
BOMMANAHALLI	0.00%	100.00%	0.00%
DASARAHALLI	0.00%	100.00%	0.00%
EAST	0.00%	100.00%	0.00%
MAHADEVAPURA	0.80%	99.20%	0.00%
RR NAGAR	4.00%	96.00%	0.00%
SOUTH	1.28%	98.72%	0.00%
WEST	7.32%	92.68%	0.00%
YELAHANKA	0.00%	100.00%	0.00%



TESTING TRENDS IN BENGALURU

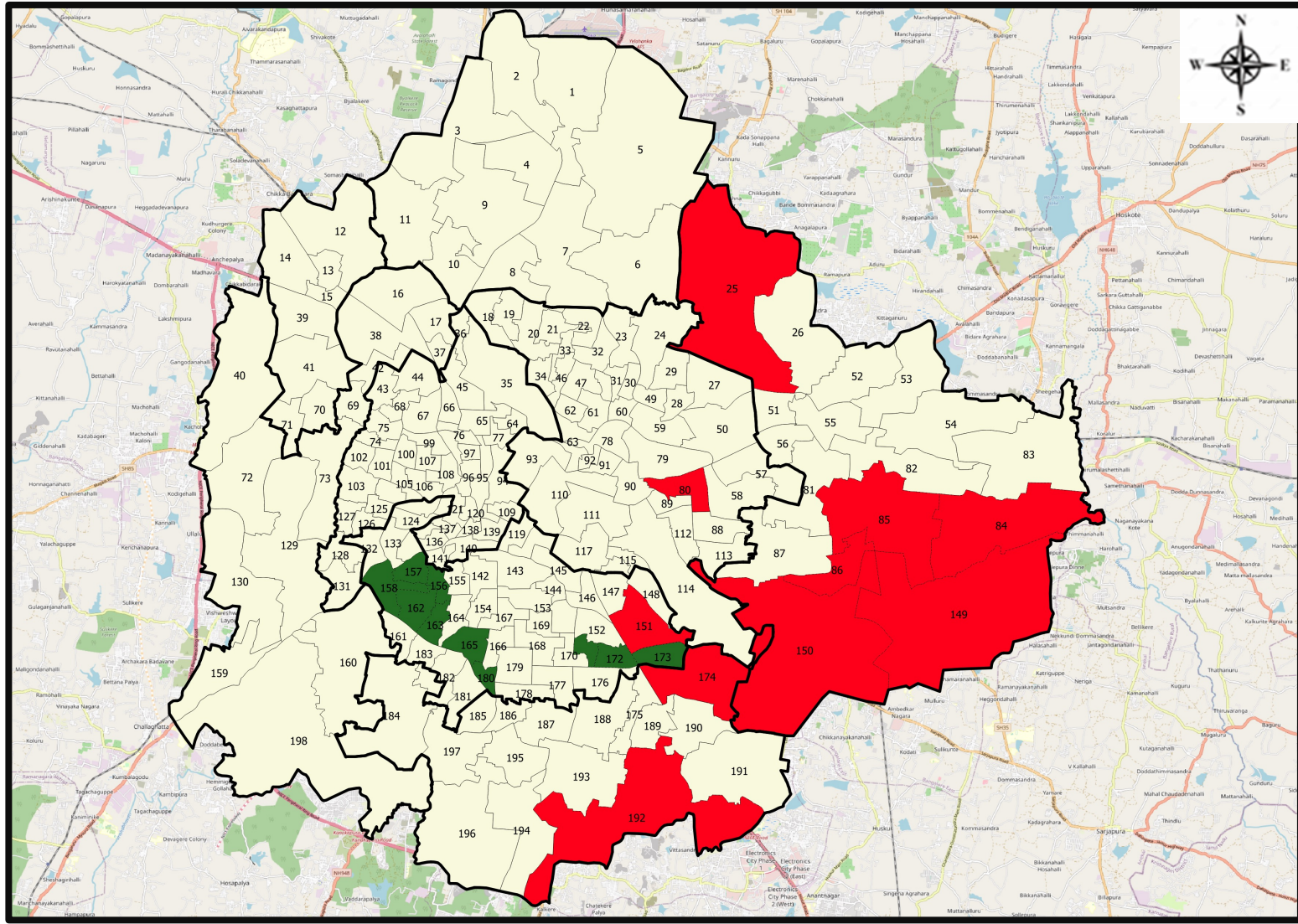


Total Test Conducted Till Date	Test Conducted Last 24 hours	Last 7 Days Average
2,95,03,513	13,448	11,162





BENGALURU URBAN MAP SHOWING TREND OF POSITIVE CASES IN LAST 7 DAYS



Top 10 wards reporting highest number of positive cases in last 7 days

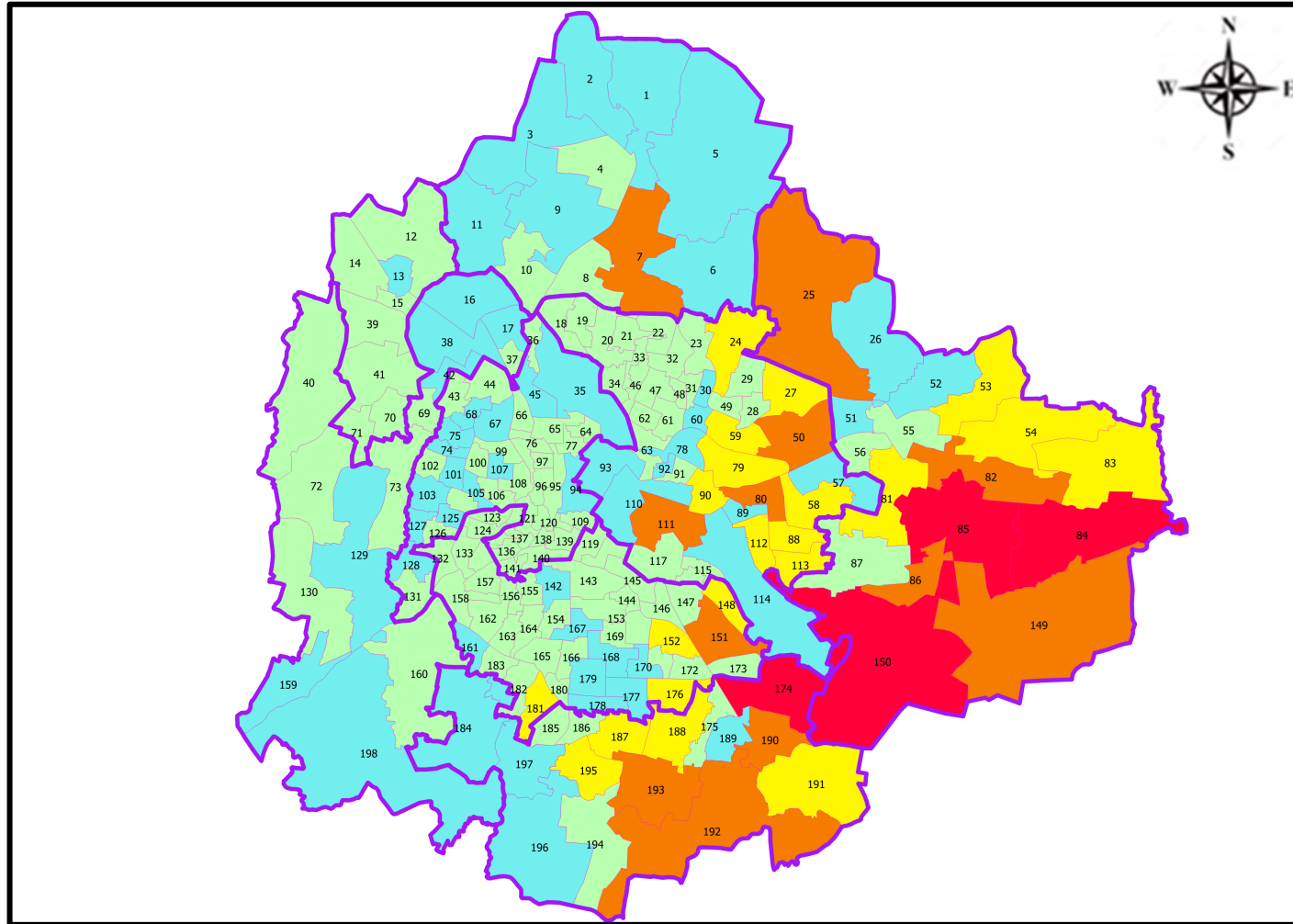
Ward No.	Ward Name	Daily Cases Average
150	Bellanduru	9
84	Hagadur	8
174	HSR Layout	4
85	Dodda Nekkundi	4
149	Varthuru	3
25	Horamavu	3
80	Hoysala Nagar	2
86	Marattahalli	2
151	Koramangala	2
192	Begur	2







Top 10 wards reporting least number of positive cases in last 7 days

Ward No.	Ward Name	Daily Cases Average
180	Banashankari Temple Ward	0
173	Jakkasandra	0
172	Madivala	0
171	Gurappanapalya	0
165	Ganesh Mandiara Ward	0
163	Katriguppe	0
162	Girinagara	0
158	Deepanjali Nagara	0
157	Gali Anjaneya Temple	0
156	Srinagara	0



BENGALURU MAP SHOWING INTENSITY OF POSITIVE CASES IN LAST 7 DAYS



-  Level 1 : 0 to 1 Cases
-  Level 2 : 1 to 05 Cases
-  Level 3 : 05 to 10 Cases
-  Level 4 : 10 to 25 Cases
-  Level 5 : More than 25 Cases
-  Zone Boundaries

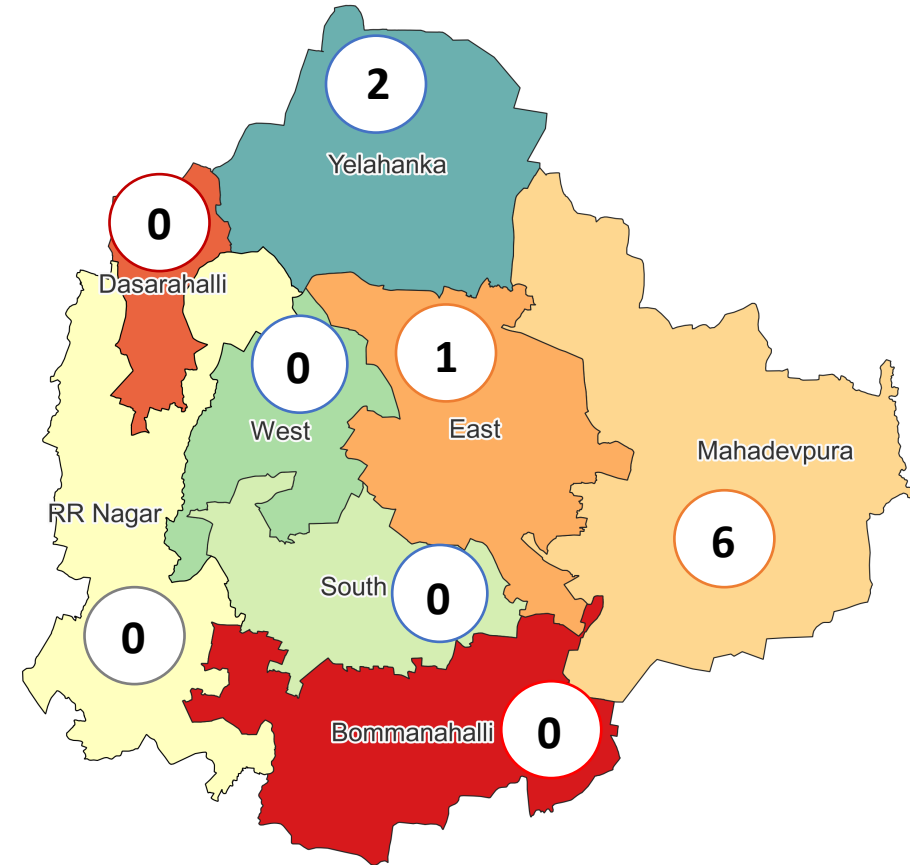


CLUSTER DETAILS



Zone Name	TOTAL CLUSTERS	Budding Clusters	Clusters	Outbreaks
		Less Than 5 Cases	5 To 14 Cases	More Than 14 Cases
BOMMANAHALLI	0 (-)	0 (-)	0 (-)	0 (-)
DASARAHALLI	0 (-)	0 (-)	0 (-)	0 (-)
EAST	1 (▲1)	1 (▲1)	0 (-)	0 (-)
MAHADEVPURA	6 (-)	5 (▼1)	1 (▲1)	0 (-)
RR NAGAR	0 (-)	0 (-)	0 (-)	0 (-)
SOUTH	0 (-)	0 (-)	0 (-)	0 (-)
WEST	0 (-)	0 (-)	0 (-)	0 (-)
YELAHANKHA	2 (-)	2 (-)	0 (-)	0 (-)
TOTAL	9 (▲1)	8 (-)	1 (▲1)	0 (-)

Total Active Clusters



Types of Clusters

Zone Name	Apartments/ Villa	Individual House	Hostels/Quarters	Others	Schools/Colleges
BOMMANAHALLI	0 (-)	0 (-)	0 (-)	0 (-)	0 (-)
DASARAHALLI	0 (-)	0 (-)	0 (-)	0 (-)	0 (-)
EAST	1 (▲1)	0 (-)	0 (-)	0 (-)	0 (-)
MAHADEVPURA	6 (-)	0 (-)	0 (-)	0 (-)	0 (-)
RR NAGAR	0 (-)	0 (-)	0 (-)	0 (-)	0 (-)
SOUTH	0 (-)	0 (-)	0 (-)	0 (-)	0 (-)
WEST	0 (-)	0 (-)	0 (-)	0 (-)	0 (-)
YELAHANKHA	2 (-)	0 (-)	0 (-)	0 (-)	0 (-)
TOTAL	9 (▲1)	0 (-)	0 (-)	0 (-)	0 (-)

▲▼ : Shows increase and decrease in numbers as compared to previous day



GOVT. QUOTA COVID BED STATUS AS ON 14.05.2022



SR. NO.	Facility Type	No. of Hospital	Total Allocated Beds for C+ Patients					Occupied Beds for C+ Patients					Net Available Beds for C+ Patients				
			Gen Beds	HDU	ICU Beds	ICU-V	Total	Gen Beds	HDU	ICU Beds	ICU-V	Total	Gen Beds	HDU	ICU Beds	ICU-V	Total
1	Government Medical Colleges	4	120	255	33	27	435	0	0	0	0	0	120	255	33	27	435
2	Government Hospitals	18	637	292	74	95	1,098	0	0	0	0	0	637	292	74	95	1,098
3	Private Medical Colleges	12	178	200	66	35	479	0	0	0	0	0	178	200	66	35	479
4	Private Hospitals	32	181	61	49	42	333	0	0	0	0	0	181	61	49	42	333
5	Covid Care Centre	1	50					0					50				
Total Beds		67	1,166	808	222	199	2,395	0	0	0	0	0	1,166	808	222	199	2,395

* Status as on 14.05.2022 – 04:30PM

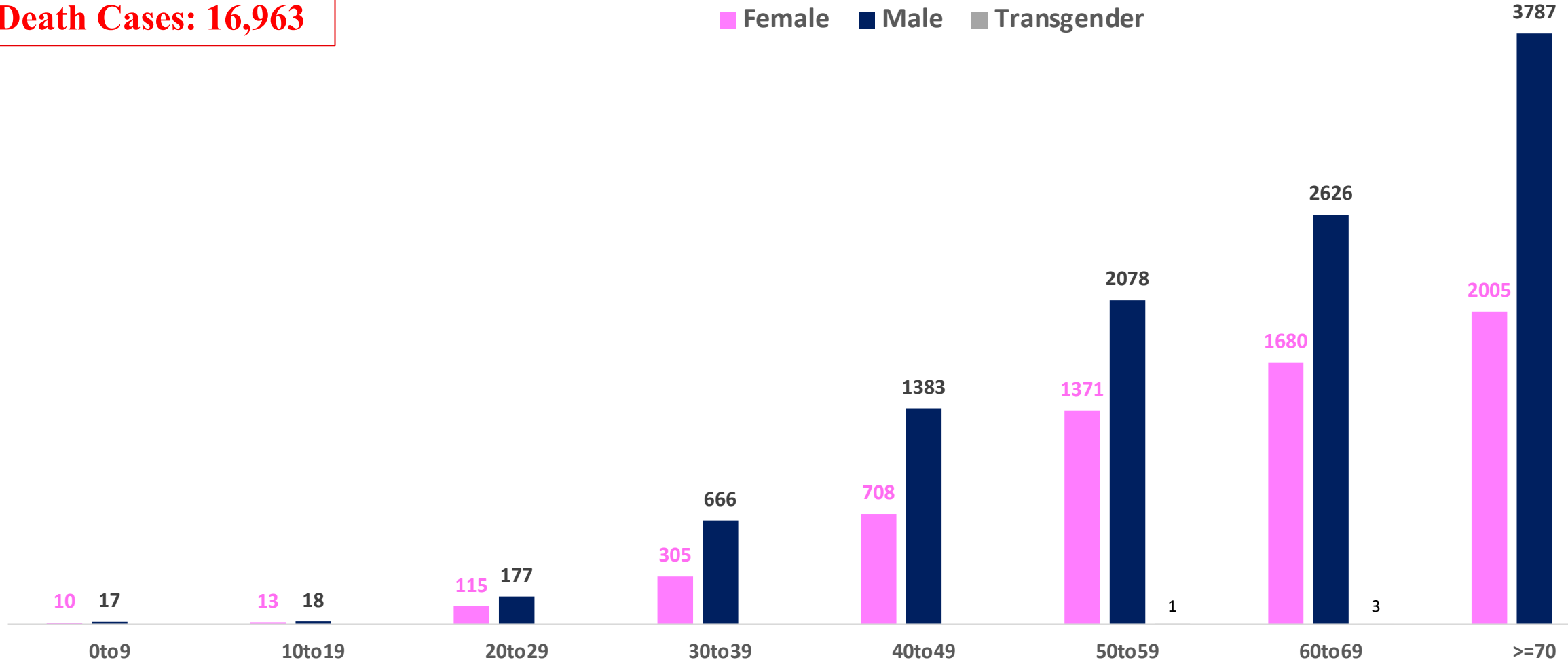


AGE AND GENDER WISE DISTRIBUTION OF DEATH CASES



Death Cases: 16,963

Female Male Transgender





VACCINATION COVERAGE AS ON 13.05.2022



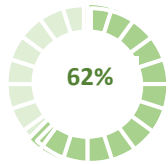
Total Doses Administered

1,90,01,298

▲ 11,776

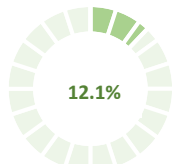
Total 12-14 years Population : 2.82 Lakhs

1ST DOSE



62%
1,75,507
Doses administered
▲ 1,200

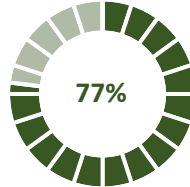
2ND DOSE



12.1%
34,066
Doses administered
▲ 2,799

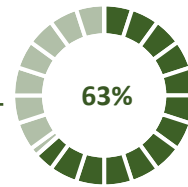
Total 15-18 years Population : 4.42 Lakhs

1ST DOSE



77%
3,40,721
Doses administered
▲ 204

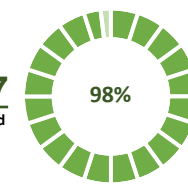
2ND DOSE



63%
2,81,077
Doses administered
▲ 333

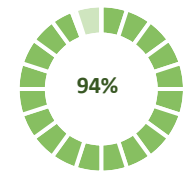
Total adult Population : 91.7 Lakhs

1ST DOSE



98%
89,95,482
Doses administered
▲ 246

2ND DOSE



94%
86,36,544
Doses administered
▲ 3,412

Priority Group*

Health Care Workers

Dose 1

2,10,296

Doses administered

▲ 0

Dose 2

2,06,332

Doses administered

▲ 55

Frontline Workers

Dose 1

3,81,775

Doses administered

▲ 2

Dose 2

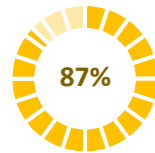
3,72,407

Doses administered

▲ 17

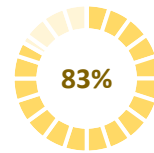
18 - 44 Years Coverage

Dose 1



87%
57,30,839
Doses administered
▲ 197

Dose 2



83%
54,69,535
Doses administered
▲ 2,688

PRECAUTION DOSE



5,37,901

Doses administered

▲ 3,582

PRECAUTION DOSES ADMINISTERED

Health Care Workers

74,634

Booster Doses administered

▲ 315

Front Line Workers

70,653

Booster Doses administered

▲ 657

60 + Years Coverage

3,09,107

Booster Doses administered

▲ 970

18 + Years Coverage

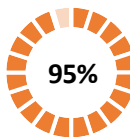
83,507

Booster Doses administered

▲ 1,640

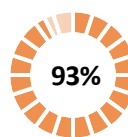
45 - 59 Years Coverage

Dose 1



95%
16,93,345
Doses administered
▲ 24

Dose 2



93%
16,42,880
Doses administered
▲ 445

60 + Years Coverage

Dose 1



100%
9,79,227
Doses administered
▲ 23

Dose 2



100%
9,45,390
Doses administered
▲ 207



COVID-19 SCENARIO IN BENGALURU AND OTHER METROPOLITAN CITIES



CITY NAME	Positive Cases	Active Cases	Recovered	Deceased	Vaccine Doses Administered
New Delhi	18,99,072	4,341	18,68,543	26,188	3,39,11,575
Bengaluru*	17,85,336	1,792	17,66,581	16,963	2,18,49,190
Mumbai	10,60,410	898	10,39,948	19,564	2,09,80,128
Chennai	7,52,057	216	7,42,773	9,068	1,05,04,577
Kolkata	4,47,192	272	4,41,264	5,656	1,00,96,216

Source : <https://dashboard.cowin.gov.in/> at 4:30pm (14.05.2022)
Source : <https://www.covid19bharat.org/> at 4:30pm (14.05.2022)

*includes BBMP & Bengaluru Urban



SNAPSHOT OF COVID-19 CASES IN BENGALURU URBAN



**Total Wards With
<=5 Cases* :
158**

**Tests Conducted
On 13.05.2022:
13,448**

**Recovery
Rate:
98.95%**

**Total
Active Cases :
1,792**

**Total Vaccinated on
13.05.2022:
11,776**

**Positivity
Rate* :
1.07%**

**Active
Rate:
0.10%**

**Case
Fatality Rate* :
0.00%**



*Total positive cases In the past 7 days

*CFR and positivity is for Past 7 days



ಬೃಹತ್ ಬೆಂಗಳೂರು ಮಹಾನಗರ ಪಾಲಿಕೆ
Bruhat Bengaluru Mahanagara Palike



Download BBMP Bulletin	https://apps.bbmpgov.in/covid19/mediabulletin.php
For BBMPCovid19 Bed Status:	https://apps.bbmpgov.in/covid19/en/Bedstatus.php
To register for vaccination :	https://selfregistration.cowin.gov.in/
BBMP COVID19 Dashboard:	https://apps.bbmpgov.in/covid19/
Follow us on:	 www.facebook.com/bbmp.comm1/
	 twitter.com/BBMPCOMM

Issued by:

Honorable Chief Commissioner, BBMP
Special Commissioner Health & IT, BBMP
MD, Bengaluru Smart City Limited

THANK YOU !



75 ಸ್ವಾತಂತ್ರ್ಯ ಅಮೃತಮಹೋತ್ಸವ

ಅರೋಗ್ಯ ಮತ್ತು ಕುಟುಂಬ ಕಲ್ಯಾಣ ಇಲಾಖೆ

ಇನ್ನು ಕೆಲವು ಸಮಯ ಕೋವಿಡ್ ವಿರುದ್ಧದ ನಮ್ಮ ಹೋರಾಟ ಮುಂದುವರಿಸೋಣ.

- ಮಾಸ್ಕ್ ಧರಿಸಿ
- ದೈಹಿಕ ಅಂತರ ಪಾಲಿಸಿ
- ಕೈಗಳ ಸ್ವಚ್ಛತೆ ಕಾಪಾಡಿಕೊಳ್ಳಿ
- ಗುಂಪು ಸೇರುವುದನ್ನು ತಪ್ಪಿಸಿ
- ಸ್ವಯಂಪ್ರೇರಿತವಾಗಿ ಲಿಸಿಕೆ ಪಡೆಯಿರಿ

ಕೋವಿಡ್-19 ಮುನ್ನೆಚ್ಚರಿಕೆ ಕ್ರಮಗಳನ್ನು ಪಾಲಿಸಿ. ಇದು ನಮ್ಮೆಲ್ಲರ ಜವಾಬ್ದಾರಿ.

ಹೆಚ್ಚಿನ ಮಾಹಿತಿಗಾಗಿ 24X7 ಉಚಿತ ಅರೋಗ್ಯ ಸಹಾಯವಾಣಿ 104 ಕ್ಕೆ ಕರೆ ಮಾಡಿ

ಎಲ್ಲರಿಗೂ ಅರೋಗ್ಯ ಎಲ್ಲೆಡೆಯೂ ಅರೋಗ್ಯ

